





Comparison MAVOWATT 30 / 40 / 70 / 50

 <p>MAVOWATT 30 Power Visa</p>	 <p>MAVOWATT 40 Power Guide</p>	 <p>MAVOWATT 70 Power Xplorer</p>	 <p>MAVOWATT 50 Power Xpert</p>
<b>Measured Parameters</b>			
4 differential inputs, 1-600 Vrms, AC/DC, $\pm 0.1\%$ rdg $\pm 0.05\%$ fs, 256 samples/cycle, 16 bit ADC			4 isolated inputs, 1-150/300/600/900 Vrms, AC/DC, 0.1% rdg, 100 KHz sampling, 16 bit ADC
4 inputs with CTs 0.1-6000 Arms CT-dependent, AC/DC, $\pm 0.1\%$ rdg + CTs, 256 samples/cycle, 16 bit ADC			4 isolated inputs, 300mV / 3 V, AC/DC, 0.1% rdg, 100 KHz sampling, 16 bit ADC
-	-	1 MHz High Speed Sampling, 14 bit ADC,	0.1 MHz High Speed Sampling, 16 bit ADC, 0.2 % rdg
Frequency Range 45-65 Hz and 15-20 Hz (fundamental)	Frequency Range 45-65 Hz and 15-20 Hz (fundamental)	Frequency Range 45-65 Hz and 15-20 Hz (fundamental)	Frequency Range 15-1000 Hz (fundamental)
-	-	-	Suitable for Frequency Converter
Phase Lock Loop - Standard PQ mode	Phase Lock Loop - Standard PQ mode	Phase Lock Loop - Standard PQ mode, Generator Tracking	-
Intermittent Functional Characteristics			Intermittent Functional Characteristics
<b>Monitoring/Compliance</b>			
EN50160 Quality of Supply / IEC 61000-4-30 Class A / IEEE 1159			
Long Term Monitoring / Continuous Data Logging with min / max / avg			
-	Current Inrush / Energization	Current Inrush / Energization	-
-	Voltage Fault recording	Voltage Fault recording	-
-	-	Mil Standard 1399 Testing (only MAVOWATT)	-
<b>Power Quality Triggers</b>			
Cycle-by-cycle analysis			
256 samples/cycle; 1/2 cycle RMS steps			10 $\mu$ s sampling rate; ; 1/2 cycle RMS steps
L-L, L-N, N-G RMS Variations: dips/swells/interruptions			
RMS Recordings V & I 30 pre-fault, 100 post-fault cycles	RMS Recordings V & I 30 pre-fault, 10000 post-fault cycles		RMS Recordings 1750 samples, pre-fault / post-fault adjustable
Waveshape Recordings 2 / 6 / 2 cycles			Waveshape Recordings 3500 samples, 10/20/41/82/164 $\mu$ s sampling rate adjustable
Low and Medium Frequent Transients - V & I			Medium Frequent Transients
-	-	High Frequency Transients - V&I, from 1 $\mu$ s	High Frequency Transients
Harmonics Summary Parameters			Harmonics Summary Parameters
Cross Trigger V & I Channels			-
RMS Event Characterization IEEE or IEC			-
-	Power Quality AnswerModules	Power Quality AnswerModules	-
-	-	Transient Event Characterization	-
<b>Distortion/Power/Energy</b>			
W, VA, VAR, TPF, DPF, Demand, Energy, etc.			W, VA, VAR, TPF, DPF, Demand, Energy, etc.
-	-	IEEE 1459 Parameters of distorted and	-
Harmonics THD / Harmonic Spectrum (V,A,W), Interharmonics TID / Interharmonic Spectrum (V,A) to 63rd per IEC 61000-4-7			Harmonics THD / Harmonic Spectrum (V,A,W), Interharmonics TID / Interharmonic Spectrum (V,A) to 50th per IEC 61000-4-7
Flicker Pst, Plt, Sliding Plt, Pinst per IEC 61000-4-15			Flicker, Pst, Plt, Pinst per IEC 61000-4-15
Crest Factor, K Factor, Transformer Derating Factor, Telephone Interference Factor			Crest Factor
Unbalance (max. rms deviation) & sequencing components			Unbalance
-	-	5 User Spec Harmonics or Signaling	-
-	-	Vector / Arithmetic / Coincident Parameters	-
<b>Inputs / Outputs</b>			
-	-	-	1 Relay - Alarm Output
-	-	-	8 Digital Inputs - Status, Counter, Synchronisation to Suppliers Measurement, Start/Stop Registration
<b>Interfaces &amp; Software</b>			
Optical Interface (option adapters for: RS232 or USB or Ethernet available, including NodeLink for data transmission)			Ethernet
-	-	-	Web Server
DranView Software (optional)			DranView or METRAWin 10 Software (optional)
<b>Available Languages</b>			
English, French, Italian, German, Spanish, Swedish, Finnish, Korean, Japanese, Chinese (Simplified), Chinese (Traditional)			English, German
<b>General Specifications</b>			
Size: 12" x 2.5" x 8" (30cm x 6.4cm x 20.3 cm), Weight: 4.2 pounds (1.9 kg)			Size: 11.8" x 10" x 5.7" (29cm x 24.5cm x 14cm), Weight: 5.3 pounds (2,4 kg)
Protection Holster			-
Carrying Cases (optional)			Carrying Case
Operating Temperature: 0 to 50 °C (32 to 122 F), Storage Temperature: -20 to 55 °C (-4 to 131 F) Humidity: 10 to 90% non-condensing			Operating Temperature: -10 to 50 (14 to 122 F), Storage Temperature: -20 to 70 (-4 to 158 F), Humidity: 10 to 95% non-condensing
System Time Clock - crystal controlled - 1 second resolution			System Time Clock - Crystal controlled - 10 ms resolution - drift < 5 s/month
Charger / Battery Eliminator: 90-264 VAC 47-63 Hz Battery hold-up time: 3 hours			Power Supply 85-250 VAC/DC, 45-400 Hz / DC 12 VDC supply input and 12 VDC supply output for accessories Battery hold-up time: 30 mins
Display: LCD color touch screen			Display: LCD color touch screen 4 quick access buttons
Memory options (must have one): 32MB - 256MB removable compact flashcard (special version), 256 MB compact flashcard included			50 MB internal memory, expandable via USB - disc drive or memory stick (customary) CF-Slot - compact flashcard (customary)