



**Weather Proof
(NEMA 4 and 13)**

DESCRIPTION

Versatile Nega-Rate® Belleville disc spring pressure switch for a wide range of applications. Series 101P (diaphragm sensor) for pneumatic and low impulse hydraulics up to 3000 psig system pressure.

Operating Pressure Data

Adjustable Range Number	Adjustable Set Point Range		Deadband (approximate)	Maximum Recommended System Pressure	Proof Pressure
	Increasing	Decreasing			
1	5 to 75	2.3 to 72.3	2.7	600	1000
2	15 to 150	9 to 144	6	3000	5000
4	50 to 300	36 to 286	14	3000	5000
5	125 to 600	100 to 575	25	3000	5000
7	500 to 1500	440 to 1440	60	3000	5000
8	800 to 2800	675 to 2675	125	3000	5000

All values given in psig.

Standard Specifications

Electrical

Snap action electrical switch listed by Underwriters' Laboratories, Inc. and CSA Testing Laboratories

Electrical Connection

½" - 14 NPT female conduit connection with terminal block

Pressure Connection

Wetted Material 1

¼" - 18 NPT Female

Wetted Material 4

½" - 14 NPT Female

Temperature Range*

Ambient: -40°F to +180°F
(-40°C to +82°C)

Media: -40°F to +300°F
(-40°C to +149°C)

*Temperature limits change with O-Ring selection

Adjustment

External screwdriver slot adjustment and range scale

Shipping Weight

Approximately 3 pounds

Ordering Sequence — Select desired option for each category

OPTIONS

Wetted Material

- 1 Aluminum port, Teflon coated polyimide diaphragm and Buna-N O-Ring
- 4 316 stainless steel port, Teflon coated polyimide diaphragm and Buna-N O-Ring

Adjustable Range

- 1 2.3 psig dec. to 75 psig inc. (0.2 bar dec. to 5.2 bar inc.)
- 2 9 psig dec. to 150 psig inc. (0.6 bar dec. to 10.3 bar inc.)
- 4 36 psig dec. to 300 psig inc. (2.5 bar dec. to 20.7 bar inc.)
- 5 100 psig dec. to 600 psig inc. (6.9 bar dec. to 41.4 bar inc.)
- 7 440 psig dec. to 1500 psig inc. (30.3 bar dec. to 103.4 bar inc.)
- 8 675 psig dec. to 2800 psig inc. (46.5 bar dec. to 193.1 bar inc.)

Electrical Form

- C 15 amps 125, 250 or 480 VAC; 2 amps 600 VAC; ¼ hp 125 VAC; ¼ hp 250 VAC; .5 amps resistive, .04 amps inductive 125 VDC
- Z 15 amps 125, 250 or 480 VAC; ¼ hp 125 VAC; ½ hp 250 VAC; 1 amp resistive, .5 amps inductive 125 VDC

Enclosure

- 3 Meets or exceeds the requirements of NEMA Type 3, 3R, 3S, 4, 4X and 13

Miscellaneous

- A Epoxy paint exterior — extra protection for severe environments
- B Viton O-Ring — refer to Wetted Material
- C EPR O-Ring — refer to Wetted Material
- E 7/16" - 20 SAE port (Wetted Material 1 only)
- K External adjustment knob
- L Neon indicator light — 115 VAC
- M Gold electrical contacts for extremely low current applications
- P 5-Pin Brad Harrison connector (Reduce AC electrical rating to 8 amps) — (Not for CC3 Electrical)
- S Stainless steel diaphragm (Available in 101P4 only)
- X CSA Certified (Not available with L or P option)

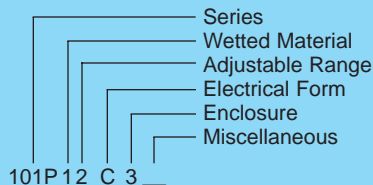
Special (Consult representative or factory)

- Non-catalog adjustable range and/or set point
- Operating temperature capability from -65°F to +400°F
- Wide deadband
- 10 amps 125 VDC electrical rating

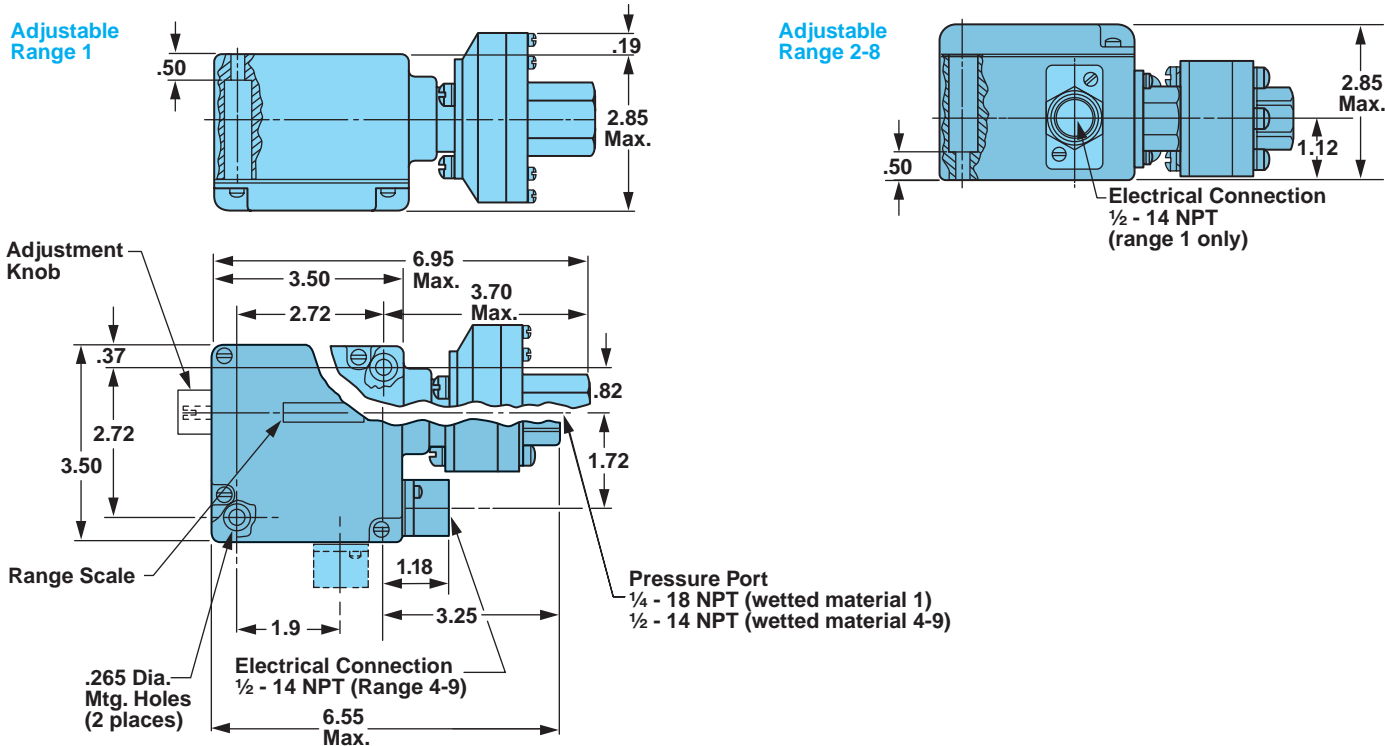
Ordering Procedure

- When factory presetting is desired, stipulate set point, increasing or decreasing
- Insert available option number or letter designation as required

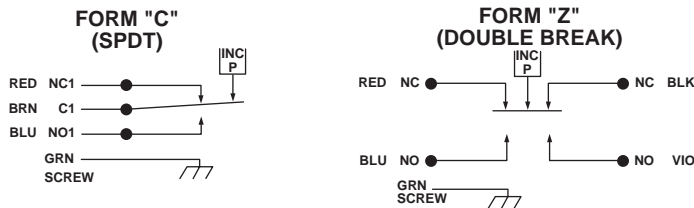
Example



Envelope Dimensions



Electrical Form



Basic Principles of Design

