



Explosion Proof (NEMA 7 and 9)

DESCRIPTION

Compact, versatile pressure switch with built to order set points. This easy to install switch features the Nega-Rate® Belleville disc spring for the set and forget application.

Operating Pressure Data

Series	Fixed Set Point Range		Maximum Recommended System Pressure	Proof Pressure
	Increasing	Decreasing		
115P	2 to 70	1.5 to 64	Up to 600	Up to 1000
115PP	71 to 250	65 to 220	Up to 600	Up to 1000

All values given in psig.

Standard Specifications

Deadband (Differential)

The deadband can be selected anywhere from 1.5 psig or 8% (whichever is greater) to 45% of the set point

Electrical

Snap action electrical switch listed by Underwriters' Laboratories, Inc., Factory Mutual and CSA Testing Laboratories

Electrical Connection

½" - 14 NPT male conduit connection with PVC insulated 18 AWG leads 18" long

Pressure Connection

¼" - 18 NPT Male

Temperature Range*

Ambient: -40°F to +180°F
(-40°C to +82°C)

Media: -40°F to +300°F
(-40°C to +149°C)

*Temperature limits change with O-Ring selection

Shipping Weight

Approximately 14 ounces

Ordering Sequence — Select desired option for each category

OPTIONS

Wetted Material

- 1 Aluminum port, Teflon coated polyimide diaphragm and Buna-N O-Ring
- 4 316 Stainless steel port, Teflon coated polyimide diaphragm and Buna-N O-Ring

Electrical Form

- C 11 amps and ¼ hp 125 or 250 VAC; 5 amps resistive, 3 amps inductive 28 VDC; .5 amps resistive 125 VDC
- CC 11 amps and ¼ hp 125 or 250 VAC; 5 amps resistive, 3 amps inductive 28 VDC; .5 amps resistive 125 VDC

Enclosure

- 6 Explosion proof • factory sealed • hermetically sealed electrical assembly P/N 057-0030 (C Form); P/N 057-0057 (CC Form). **Underwriters' Laboratories, Inc.** listed (file #E56677) or **Canadian Standards Association** certified (file #34146) for Division 1 and 2; Class I, Groups A, B, C and D; Class II, Groups E, F and G hazardous locations (NEMA 7 and 9)

Miscellaneous

- A Epoxy paint exterior — extra protection for severe environments
- B Viton O-Ring — refer to Wetted Material
- C EPR O-Ring — refer to Wetted Material
- G ½" NPT male port (Wetted Material 4 only)
- H 300 Series stainless steel housing
- I ¾" Conduit box with terminal strip
- M Gold electrical contacts for extremely low current applications
- N CENELEC approval
- R 72" Electrical free leads
- W Stainless steel screws — exterior (automatically furnished with Miscellaneous Option A and Wetted Material 4)

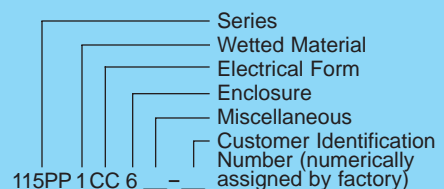
Special (Consult representative or factory)

- Pressure port per MS33656E4
- Electrical connection per MS33678-10SL-3P
- Non-catalog set point, deadband and/or proof pressure
- Operating temperature capability from -65°F to +350°F

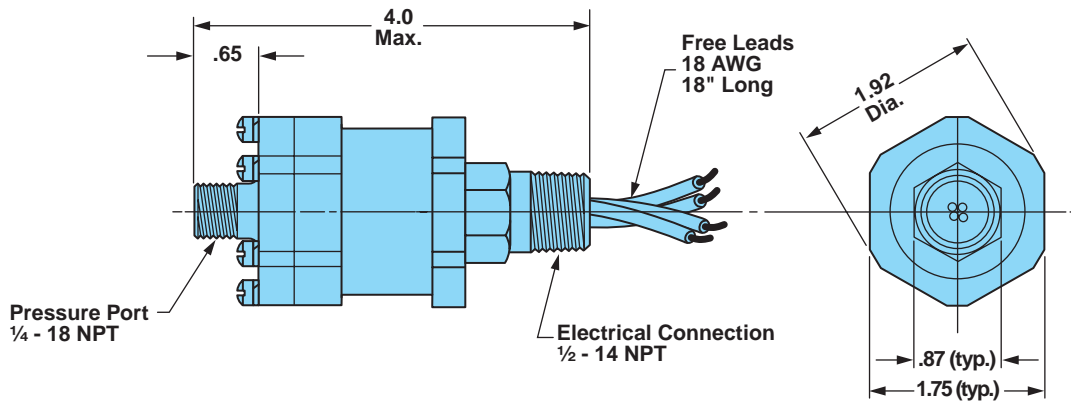
Ordering Procedure

- Specify set point, increasing or decreasing
- Specify deadband if pertinent and if not, specify as 'open'
- Specify system pressure
- Specify proof pressure
- Specify media
- Insert available option as required

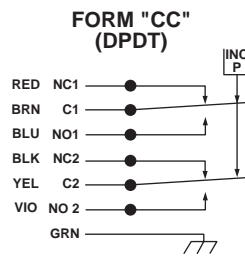
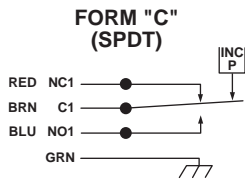
Example



Envelope Dimensions



Electrical Form



Basic Principles of Design

