

Neo-Dyn® Series 182P Vacuum Switch



**Weather Proof
(NEMA 4 and 13)**

DESCRIPTION

Compact, versatile vacuum switch suited to numerous applications. Features efficient Nega-Rate® Belleville disc spring for stable set points and is field adjustable through the pressure port. Once adjustments are made and switch is installed, it becomes tamper proof.

Operating Pressure Data

Adjustable Range Number	Adjustable Set Point Range		Deadband (approximate)	Maximum Recommended System Pressure	Proof Pressure
	Increasing Vacuum	Decreasing Vacuum			
2	4" to 28" Hg	2" to 26" Hg	2" Hg	150	250

All values given in psig.

Standard Specifications

Electrical

Snap action electrical switch listed by Underwriters' Laboratories, Inc. and CSA Testing Laboratories

Electrical Connection

½" - 14 NPT male conduit connection with PVC insulated 18 AWG leads 18" long

Pressure Connection

¼" - 18 NPT Male

Temperature Range*

Ambient: -40°F to +180°F
(-40°C to +82°C)

Media: -40°F to +300°F
(-40°C to +149°C)

*Temperature limits change with O-Ring selection

Adjustment

⅛" allen wrench through port

Shipping Weight

Approximately 6 ounces

Ordering Sequence — Select desired option for each category

OPTIONS

Wetted Material

- 1 Aluminum port, Teflon coated polyimide diaphragm, Buna-N O-Rings, stainless and cadmium plated steel
- 4 Stainless steel, Teflon coated polyimide diaphragm and Buna-N O-Rings

Adjustable Range

- 2 2" Hg dec. to 28" Hg inc. vacuum (.07 bar dec. to 2.1 bar inc.)

Electrical Form

- C 5 amps 125, 250 VAC; 5 amps resistive, 3 amps inductive 28 VDC
- CC 5 amps 125, 250 VAC; 5 amps resistive, 3 amps inductive 28 VDC

Enclosure

- 3 Meets or exceeds the requirements of NEMA Type 3, 3R, 3S, 4, 4X and 13

Miscellaneous

- A Epoxy paint exterior — extra protection for severe environments
- B Viton O-Ring
- C EPR O-Ring
- M Gold electrical contacts for extremely low current applications
- R 72" Electrical free leads
- S Stainless steel diaphragm — Available on selected models

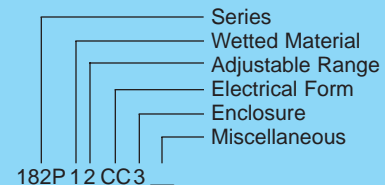
Special (Consult representative or factory)

- Non-catalog adjustable range and/or set point, deadband and proof pressure

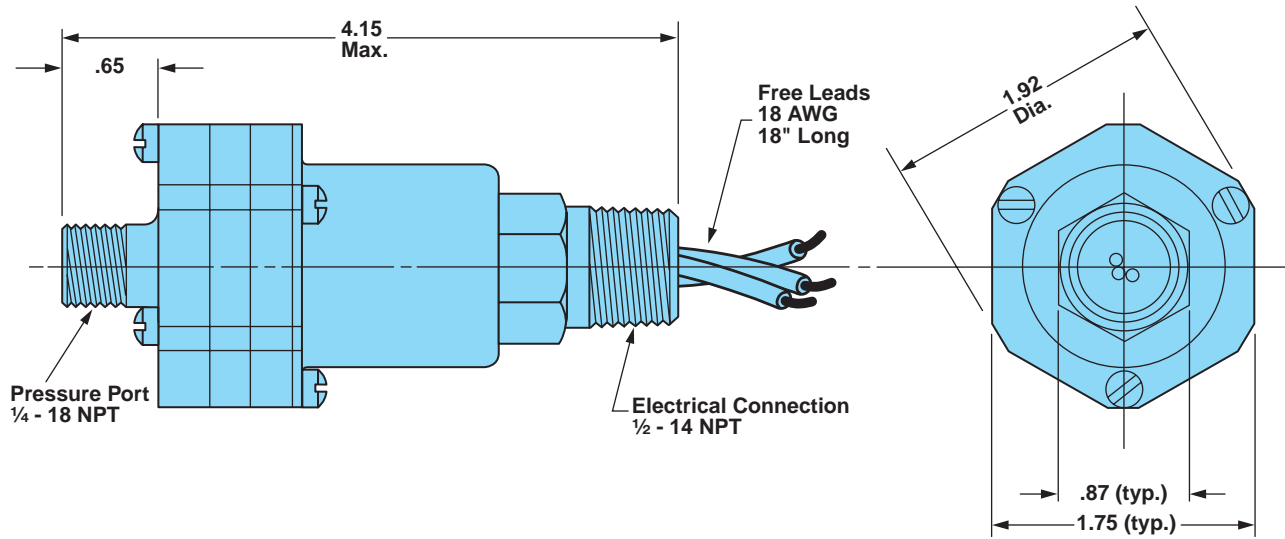
Ordering Procedure

- When factory presetting is desired, stipulate set point, increasing or decreasing
- Insert available option number or letter designation as required

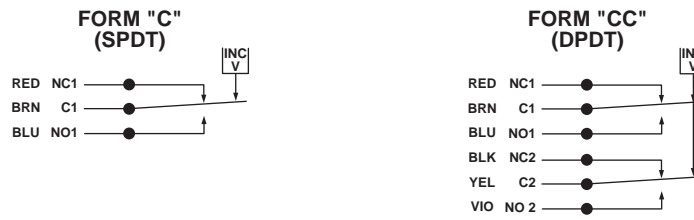
Example



Envelope Dimensions



Electrical Form



Basic Principles of Design

